

ISUZU

FORWARD



SAFETY PLUS

SRS
AIRBAG

ABS
ANTI-LOCK BRAKING SYSTEM

 **IMMOBILIZER**

4x2 RIGID
GVW 19,000kg

FVR
240

3
YEARS WARRANTY
OR
200,000 km
WHICHEVER
COMES FIRST

EURO 4

B20
— DIESEL —
COMPATIBLE

FREE
SERVICE CAMPAIGN
 **ISUZU**

Product image for illustration purposes only. Actual product may vary.

SPECIFICATIONS

FVR240

MODEL CODE	FVR34UU-MD	FVR34UU-SD
Drive Train	4 x 2	
ENGINE	6HK1-TCN	
Model	6-Cylinder InLine, 4 Cycle, Water-Cooled	
Type	OHC, Variable Geometry System (VGS) Turbocharger with Intercooler	
Displacement	cc 7,790	
Maximum Output (Gross)	kW (PS) @ rpm 177 (240) @ 2400	
Maximum Torque	Nm (kgfm) @ rpm 706 @ 1450	
Emission Level	Euro 4	
Fuel System	Commonrail Direct Injection	
After Treatment Exhaust Gas	DOC (Diesel Oxidation Catalyst)	
TRANSMISSION	MZW-6P	
Model / No. of Speed	6-Speed MT	
Gear Ratio	6.615	
	4.095	
	2.358	
	1.531	
	1.000	
	0.722	
	6.615	
	6.170	
WEIGHT & CAPACITIES	19,000	
Gross Vehicle Weight	kg 5,370	5,700
Front	kg 3,150	3,370
Rear	kg 2,220	2,330
Fuel Tank Capacity	l 200	400
AXLE	Reverse Elliot, I-Beam	
Front	Type	7,500
Front Axle Capacity (Design)	kg	Banjo, Full Floating
Rear	Type	13,000
Rear Axle Capacity (Design)	kg	
SUSPENSION SYSTEM	Semi Elliptical Alloy Steel Leaf Spring with Double Acting Telescopic Shock Absorber	
Suspension	Front	Semi Elliptical Alloy Steel Leaf Spring
	Rear	
TYRES & WHEELS	295/80R22.5	
Tyres	22.5 x 8.25	
Wheels		
BRAKES	Full Air 'S-Cam' Front and Rear Drum Brakes	
Service	Type	Spring Park Brake Acting on all Rear Wheels
Parking Brake Type	Exhaust Brake	
Auxiliary		
STEERING	Power Assist, Hydraulic Integral Recirculating Ball Type	
Steering System		
Min. Turning Radius	m 7.9	10.2
ELECTRICAL	65D26L x 2	
Battery	24V-60A	
Alternator		
OTHER SAFETY	Anti-Locking Brake System (ABS)	
Active Safety	Cab Tilt Warning (CTW)	
Passive Safety	Driver Supplemental Restraint System (SRS)	
	Driver Seatbelt Pre-tensioner	
Security	Central Locking with Remote Keyless Entry and Immobiliser	
DIMENSION	8,005	
Overall Length	mm	10,355
Overall Width	mm	2,490
Overall Height	mm	2,890
Wheelbase	mm	6,160
Front Overhang	mm	1,255
Rear Overhang	mm	2,940
Front Tread	mm	2,090
Rear Tread	mm	1,850



ISUZU MALAYSIA SDN BHD 200401026438 (864946-H)


501D, LEVEL 5, TOWER D, UPTOWN 5, NO.5, JALAN SS21/39,
DAMANSARA UPTOWN, 47400 PETALING JAYA, SELANGOR DARUL EHSAN.
GENERAL LINE: 03-7723 9777 FAX: 03-7723 9779
HOTLINE: 1-300-88-1133 www.isuzu.net.my

[IsuzuTrucksMalaysia](#) [IsuzuTrucksMalaysia](#) [www.isuzu.net.my](#)

ISUZU SERVICE CENTRE SDN BHD 201601034731 (1205672-X)

LOT 730, JALAN SG. RASAU, SECTION 16,
40200 SHAH ALAM, SELANGOR DARUL EHSAN.
PHONE: 03-5513 0518
FAX: 03-5512 7550

TESTED AND PROVEN POWERTRAIN

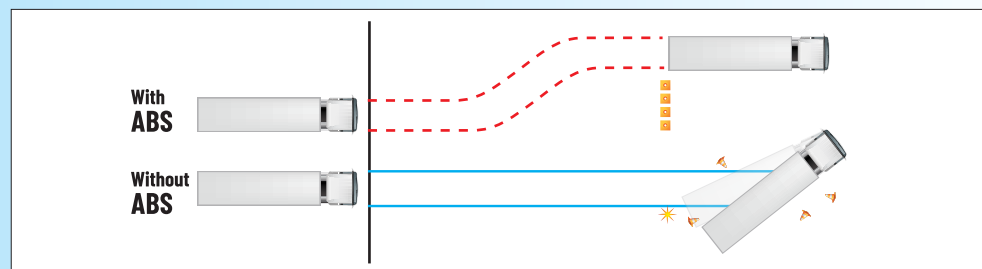


FVR 240 6HK1-TCN

Displacement: 7,790cc
Max. Output (Gross): 177kW (240ps) @ 2,400rpm
Max. Torque: 706Nm @ 1,450rpm



CLASS-LEADING SAFETY AND LONG TERM COST SAVINGS



Anti-Lock Braking System (ABS)



*SRS airbag system and seat belt with pretensioner are activated in the event of a frontal collision, mitigating impact to the head and chest.

*Applicable for driver only.



Brand New Feature - USB Charging Port



Cabin Tilt Warning & Buzzer for driver safety warning



LED Headlight to provide better visibility

Dealer's information



ISUZU

FORWARD



SAFETY PLUS

SRS
AIRBAG

ABS
ANTI-LOCK BRAKING SYSTEM

IMMOBILIZER

4x2 RIGID
GVW 19,000kg

FVR
280

3
YEARS WARRANTY
OR
200,000 km
WHICHEVER
COMES FIRST

EURO 4

B20
DIESEL
COMPATIBLE

FREE
SERVICE CAMPAIGN

ISUZU

Product image for illustration purposes only. Actual product may vary.

SPECIFICATIONS

FVR280

MODEL CODE	FVR34UU-UDS	
Drive Train	4 x 2	
ENGINE		
Model	6HK1-TCS	
Type	6-Cylinder In-line, 4 Cycle, Water-Cooled OHC, Variable Geometry System (VGS) Turbocharger with Intercooler	
Displacement	cc	7,790
Maximum Output (Gross)	kW (PS) @ rpm	206 (280) @ 2400
Maximum Torque	Nm (kgfm) @ rpm	883 @ 1450
Emission Level	Euro 4	
Fuel System	Commonrail Direct Injection	
After Treatment Exhaust Gas	DOC (Diesel Oxidation Catalyst)	
TRANSMISSION		
Model / No. of Speed	ES11109	
Gear Ratio	9-Speed MT	
	Crawler	12.637
	1st	8.806
	2nd	6.550
	3rd	4.768
	4th	3.548
	5th	2.481
	6th	1.845
	7th	1.343
	8th	1.000
	Reverse	13.210
	Final	4.880
WEIGHT & CAPACITIES		
Gross Vehicle Weight	kg	19,000
Curb Weight	kg	5,820
Front	kg	3,440
Rear	kg	2,380
Fuel Tank Capacity	l	400
AXLE		
Front	Type	Reverse Elliot, I-Beam
Front Axle Capacity (Design)	kg	7,500
Rear	Type	Banjo, Full Floating
Rear Axle Capacity (Design)	kg	13,000
SUSPENSION SYSTEM		
Suspension	Front	Semi Elliptical Alloy Steel Leaf Spring with Double Acting Telescopic Shock Absorber
	Rear	Semi Elliptical Alloy Steel Leaf Spring
TYRES & WHEELS		
Tyres	295/80R22.5	
Wheels	22.5 x 8.25	
BRAKES		
Service	Type	Full Air 'S-Cam' Front and Rear Drum Brakes
Parking Brake Type	Spring Park Brake Acting on all Rear Wheels	
Auxiliary	Exhaust Brake	
STEERING		
Steering System	Power Assist, Hydraulic Integral Recirculating Ball Type	
Min. Turning Radius	m	10.9
ELECTRICAL		
Battery	65D26L x 2	
Alternator	24V-60A	
OTHER SAFETY		
Active Safety	Anti-Locking Brake System (ABS) Cab Tilt Warning (CTW)	
Passive Safety	Driver Supplemental Restraint System (SRS) Driver Seatbelt Pre-tensioner	
Security	Central Locking with Remote Keyless Entry and Immobiliser	
DIMENSION		
Overall Length	mm	10,955
Overall Width	mm	2,490
Overall Height	mm	2,885
Wheelbase	mm	6,600
Front Overhang	mm	1,255
Rear Overhang	mm	3,100
Front Tread	mm	2,090
Rear Tread	mm	1,850



ISUZU MALAYSIA SDN BHD 200401026438 (684946-H)

501D, LEVEL 5, TOWER D, UPTOWN 5, NO.5, JALAN SS21/39,
DAMANSARA UPTOWN, 47400 PETALING JAYA, SELANGOR DARUL EHSAN.
GENERAL LINE: 03-7723 9777 FAX: 03-7723 9779
HOTLINE: 1-300-88-1133 www.isuzu.net.my

IsuzuTrucksMalaysia IsuzuTrucksMalaysia www.isuzu.net.my

ISUZU SERVICE CENTRE SDN BHD 201601034731 (1205672-X)

LOT 730, JALAN SG. RASAU, SECTION 16,
40200 SHAH ALAM, SELANGOR DARUL EHSAN.
PHONE: 03-5513 0518
FAX: 03-5512 7550

TESTED AND PROVEN POWERTRAIN

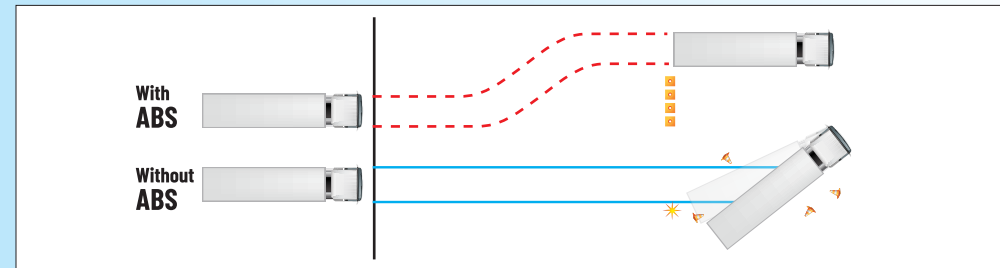


FVR 280 6HK1-TCS

Displacement: 7,790cc
Max. Output (Gross): 206kW (280ps) @ 2,400rpm
Max. Torque: 883Nm @ 1,450rpm



CLASS-LEADING SAFETY AND LONG TERM COST SAVINGS



Anti-Lock Braking System (ABS)



*SRS airbag system and seat belt with pretensioner are activated in the event of a frontal collision, mitigating impact to the head and chest.

*Applicable for driver only.



Brand New Feature - USB Charging Port



Cabin Tilt Warning & Buzzer for driver safety warning



LED Headlight to provide better visibility

Dealer's information

