

ISUZU

GIGA



6x4 RIGID

GVW 24,000kg

**FXZ
360**



FREE SERVICE CAMPAIGN
UP TO 100,000km*
*Terms and Conditions apply.
ISUZU

ISUZU DOCTOR MOBILE
24 HOUR ASSISTANCE

Reliable support with round-the-clock business operation.

1-800-88-8000

SPECIFICATIONS

FXZ360

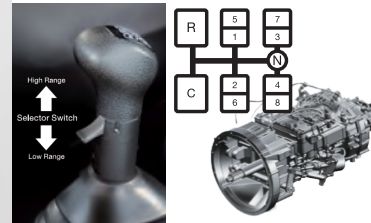
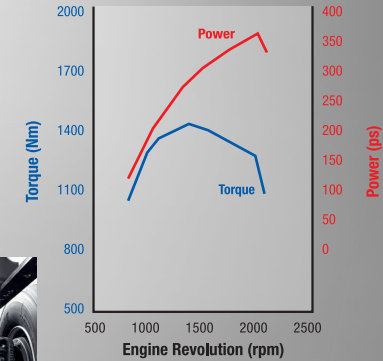
MODEL CODE		FXZ77UU	FXZ77UU-M/S
Drive Train		6 x 4	
ENGINE			
Model		6UZ1-TCC	
Type	6-Cylinder In-line, 4-Cycle, Water-Cooled OHC, Turbo with Intercooler		
Displacement	cc	9,839	
Bore x Stroke	mm	120 x 145	
Maximum Output	kW (PS)@rpm	265 (360)@2,000	
Maximum Torque	Nm (kgm)@rpm	1422 (145)@1,400	
Emission Level	Euro 3		
Fuel System	Common Rail Direct Injection		
TRANSMISSION			
Model / No. of Speed		ZF 9 Speed Manual	
Gear Ratio	C	9.479	
	1st	6.576	
	2nd	4.678	
	3rd	3.478	
	4th	2.617	
	5th	1.890	
	6th	1.345	
	7th	1.000	
	8th	0.752	
	Reverse	8.967	
	Final	6.143	
WEIGHT & CAPACITIES			
Gross Vehicle Weight	kg	24,000	
Curb Weight	kg	8,055	7,925
Front	kg	4,130	4,070
Rear	kg	3,925	3,855
Fuel Tank Capacity	l	400 (Aluminium Alloy)	
AXLE			
Front	Type	Reverse Elliot, I-Beam	
Front Axle Capacity (Design)	kg	7,500	
Rear	Type	Banjo, Full floating with Inter-differential Lock	
Rear Axle Capacity (Design)	kg	26,000	
SUSPENSION SYSTEM			
Suspension	Front	Semi Elliptical Alloy Steel Leaf Spring with Hydraulic Double Acting Telescopic Shock Absorber	
	Rear	Trunnion Semi Elliptical Leaf Springs with Torque Rods	
TYRES & WHEELS			
Tyres	295 / 80R22.5		
Wheels	8.25 x 22.5		
BRAKES			
Service	Full Air, Drum Brake with Auto Adjuster		
Parking Brake Type	Wheel Parking		
Auxiliary	Exhaust Brake		
STEERING			
Steering System	Hydraulic Integral, Recirculating Ball Type		
Min. Turning Radius	m	10.27	8.22
ELECTRICAL			
Battery	12V x 2		
Alternator	24V-60A		
DIMENSION			
Overall Length	OAL mm	10,990	8,530
Overall Width	OAW mm	2,490	
Overall Height	OAH mm	3,005	
Wheelbase	WB mm	5,355 + 1,310	4,045 + 1,310
Front Overhang	FOH mm	1,480	
Rear Overhang	ROH mm	2,845	1,695
Front Tread	AW mm	2,065	
Rear Tread	CW mm	1,850	

PERFORMANCE




6UZ1-TCC

Displacement: **9,839cc**
 Max. Output: **360ps @ 2,000rpm**
 Max. Torque: **1422Nm (145KgM)**
 @ **1,400rpm**



▲ ZF 9-Speed transmission with Crawler Gear.



▲ New final ratio for optimum power and torque.



▲ Flywheel Power Take-Off (PTO) (Applicable to FXZ77UU-M).

EXTERIOR



▲ Bigger and durable aluminium alloy fuel tank with lockable cap.



▲ Stabiliser Bar (Applicable to FXZ77UU-M).




▲ Bigger axle capacity with reinforced frame chassis (12mm).

SAFETY



▲ Door impact beam with high tensile strength reinforcement frame.



▲ Full Air Wedge Brake with Auto Adjuster.

Dealer's information



ISUZU MALAYSIA SDN BHD 200401026438 (664846-H)

501D, LEVEL 5, TOWER D, UPTOWN 5, NO.5, JALAN SS21/39,
 DAMANSARA UPTOWN, 47400 PETALING JAYA, SELANGOR DARUL EHSAN.
 GENERAL LINE: 03-7723 9777 FAX: 03-7723 9779
 HOTLINE: 1-300-88-1133 www.isuzu.net.my



ISUZU SERVICE CENTRE SDN BHD 201601034731 (1205672-X)

LOT 730, JALAN SG. RASA, SECTION 17,
 40000 SHAH ALAM, SELANGOR DARUL EHSAN.
 PHONE: 03-5513 0518
 FAX: 03-5512 7550

